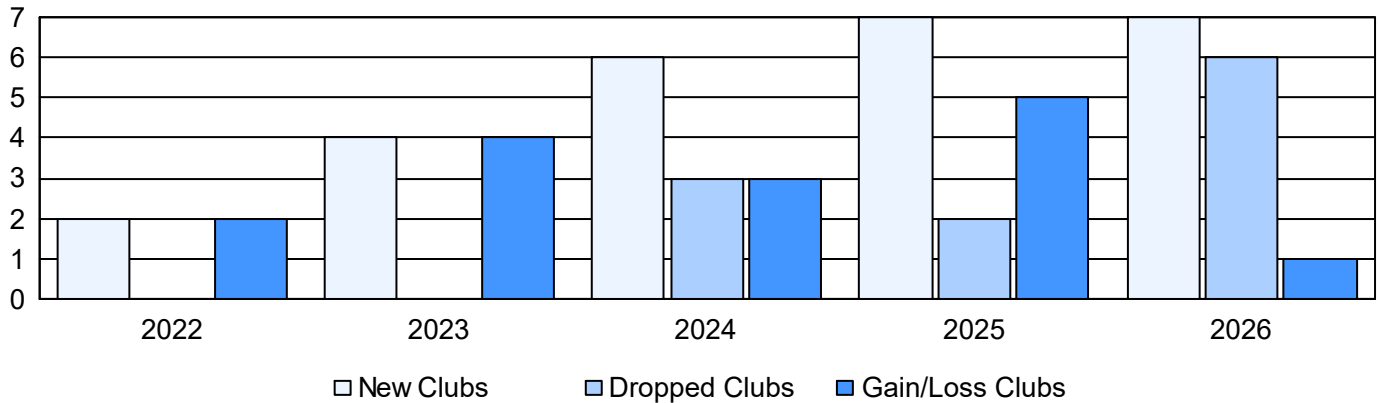
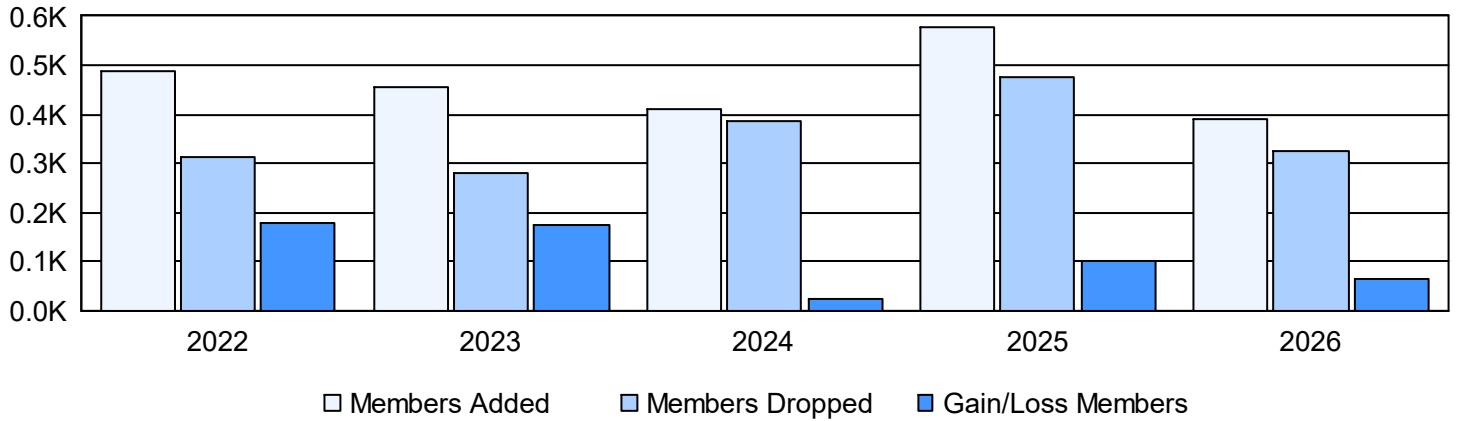


Year	New Clubs	Dropped Clubs	Gain/ Loss Clubs	New Members	Charter Members	Reinstate Members	Transfer Members	Total Member Added	Total Members Dropped	Gain/ Loss Members
2021-2022	2	0	2	365	102	15	7	489	312	177
2022-2023	4	0	4	248	152	43	13	456	282	174
2023-2024	6	3	3	227	132	42	11	412	388	24
2024-2025	7	2	5	318	157	81	21	577	474	103
2025-2026	7	6	1	149	155	73	13	390	326	64
Average	5	2	3	261	140	51	13	465	356	108

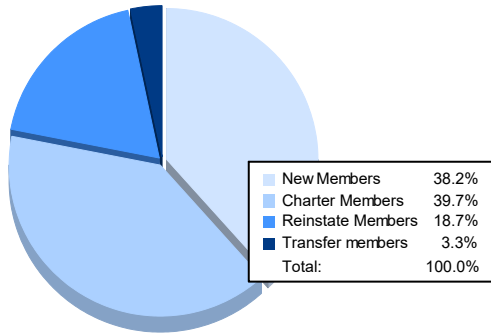
Clubs



Members



Membership Composition March 2026 Cumulative



Gender Composition March 2026 Cumulative

